

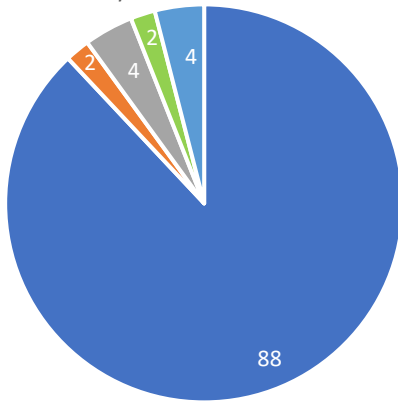


Governance Diversity Data for Mosaic Schools Learning Trust

Summary of Governance Diversity Indicators 25-26 (%)

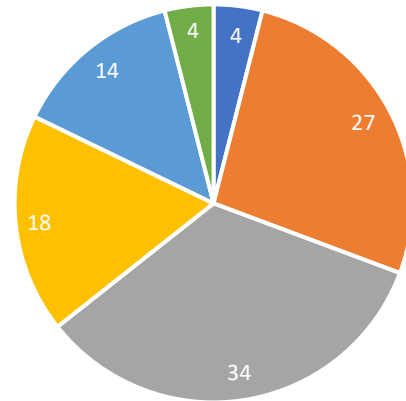
What is your Ethnic Group?

- White
- Asian or Asian British
- Black, Black British, Caribbean or African
- Mixed or Multiple ethnic groups
- Prefer not to say



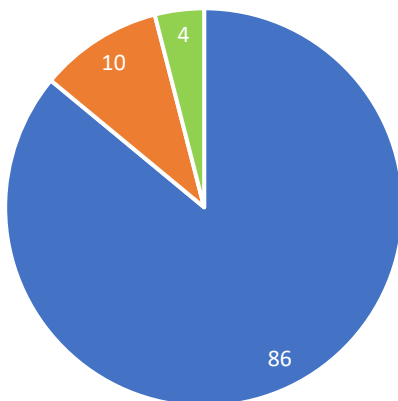
What is your Age Group?

- 18-29
- 30-39
- 40-49
- 50-59
- 60-69
- 70-79



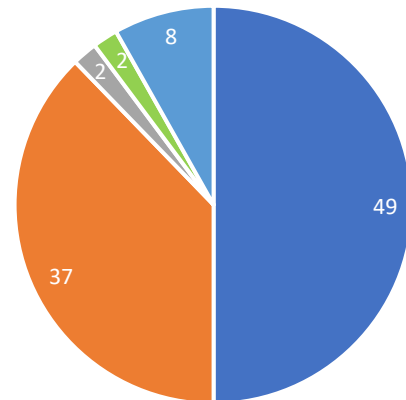
Do you have any physical or mental health conditions or illnesses lasting or expected to last 12 months or more?

- No
- Yes
- Prefer not to say



What is your religion?

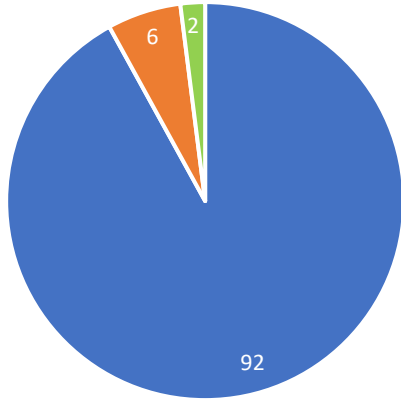
- No religion
- Christian
- Muslim
- Jewish
- Prefer not to say



* All values shown represent percentages of respondents.

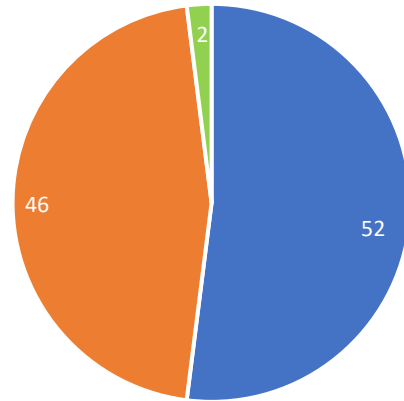
What is the highest level of education qualification you have achieved?

- Degree level or above
- AS, A-levels or equivalent
- NVQ or equivalent



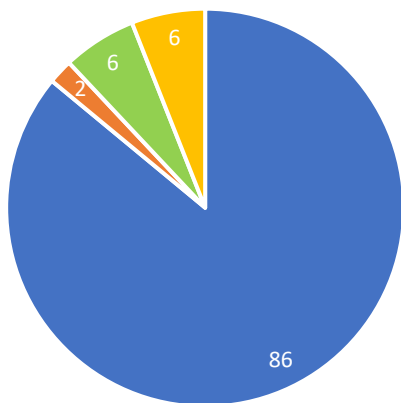
What is your sex?

- Female
- Male
- Prefer not to say



Which best describes your sexual orientation?

- Straight/heterosexual
- Bisexual
- Gay or Lesbian
- Prefer not to say



* All values shown represent percentages of respondents.